

Voltage Controlled Oscillator **ROS-1000C-519R+**

50Ω 1000 MHz

The Big Deal:

- Good Harmonic Suppression
- Low Phase Noise
- Robust design and construction
- Small size .500" x .500" x .220"



Generic photo used for illustration purposes only

CASE STYLE: CK1113

Product Overview:

The ROS-1000C-519R+ is a Voltage Controlled Oscillator, designed to operate from 1000 MHz for military & avionics applications. The ROS-1000C-519R+ is packaged in a metal case (size of .500" x .500" x .220") to shield against unwanted signals and noise.

Key Features

Feature	Advantages
Good Harmonic Suppression, -22 dBc typ.	Provides clear signals suitable for systems requiring high spectral purity.
Low Phase Noise: -125 dBc/Hz typ at 10kHz offset	Low phase noise improves system EVM (Error Vector Magnitude).
Good Pulling, 0.06 MHz typ.	Improves immunity against changes in output load.
Good Pushing, 0.01 MHz/V typ.	Provides increased immunity against noisy DC lines and improves output frequency stability vs. variations in supply voltage.
Small size, .500" x .500" x .220"	The small size enables the ROS-1000C-519R+ to be used in compact designs.

Ultra Low Noise 1000 MHz

Features

- low phase noise, -125 dBc/Hz typ. @ 10kHz offset
- low pulling, 0.06 MHz typ.
- low pushing, 0.01 MHz/V typ.
- aqueous washable

Applications

- wireless communications
- military & avionics
- test equipment



Generic photo used for illustration purposes only

CASE STYLE: CK1113

+RoHS Compliant

The +Suffix identifies RoHS Compliance. See our web site for RoHS Compliance methodologies and qualifications

Electrical Specifications

MODEL NO.	FREQ. (MHz)	POWER OUTPUT (dBm)	PHASE NOISE				TUNING					NON HARMONIC SPURIOUS (dBc)	HARMONICS (dBc)		PULLING pk-pk @12 dB (MHz)	PUSHING (MHz/V)	DC OPERATING POWER		
			dBc/Hz SSB at offset frequencies, kHz				VOLTAGE RANGE (V)	SENSITIVITY (MHz/V)	PORT CAP (pF)	3 dB MODULATION BANDWIDTH (MHz)	Typ.		Typ.	Typ.			Max.	Vcc	Current (mA)
			Typ.																
ROS-1000C-519R+	1000	-1	-98	-125	-145	-164	0.5	5	5	20	80	-90	-22	-14	0.06	0.01	5	35	

Pin Connections

RF OUT	10
VCC	14
V-TUNE	2
GROUND	1,3,4,5,6,7,8,9,11,12,13,15,16

Maximum Ratings

Operating Temperature	-55°C to 85°C
Storage Temperature	-55°C to 100°C
Absolute Max. Supply Voltage (Vcc)	7V
Absolute Max. Tuning Voltage (Vtune)	7V
All specifications	50 ohm system

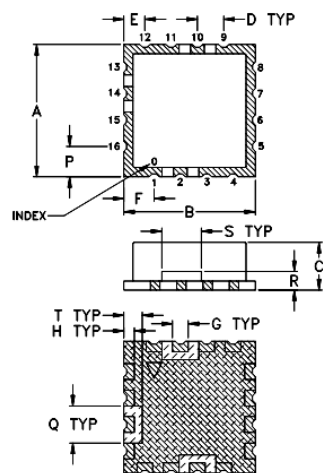
Permanent damage may occur if any of these limits are exceeded.

Tape & Reel: F37

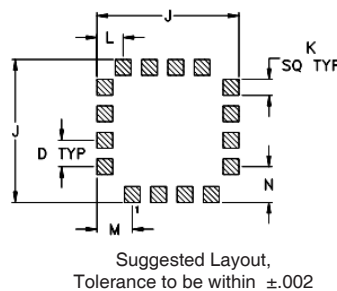
7" Reels with 10, 20, 50, 100 devices
13" Reels with 200, 500 devices

Environmental Ratings: ENV65

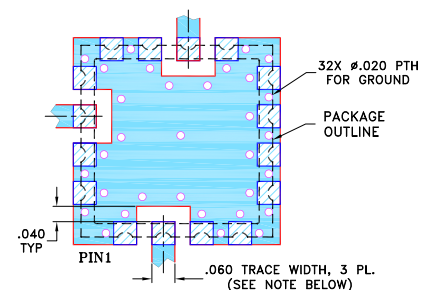
Outline Drawing



PCB Land Pattern



Demo Board MCL P/N: TB-10 Suggested PCB Layout (PL-012)



NOTES:

1. TRACE WIDTH IS SHOWN FOR FR4 WITH DIELECTRIC THICKNESS .030" ± .002"; COPPER: 1/2 OZ. EACH SIDE. FOR OTHER MATERIALS TRACE WIDTH MAY NEED TO BE MODIFIED.
 2. BOTTOM SIDE OF THE BOTTOM IS CONTINUOUS GROUND PLANE.
- DENOTES PCB COPPER LAYOUT WITH SMOBC (SOLDER MASK OVER BARE COPPER)
 DENOTES COPPER LAND PATTERN FREE OF SOLDER MASK

Outline Dimensions (inch/mm)

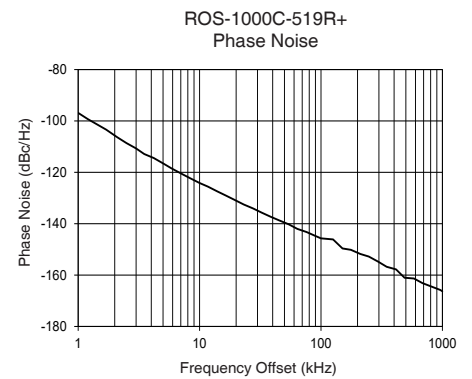
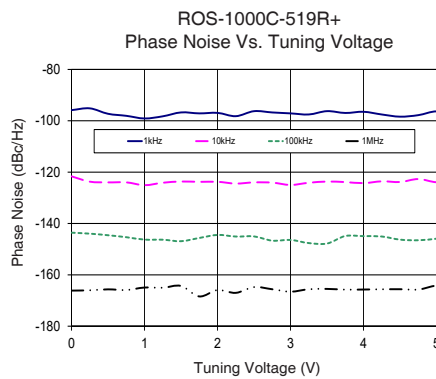
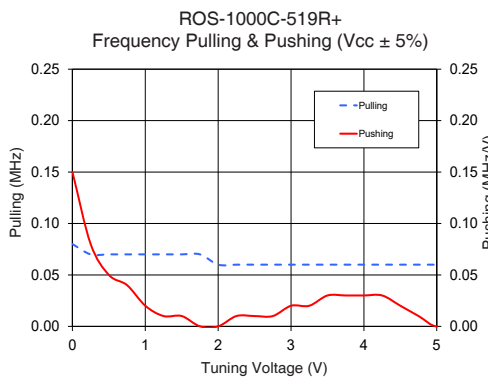
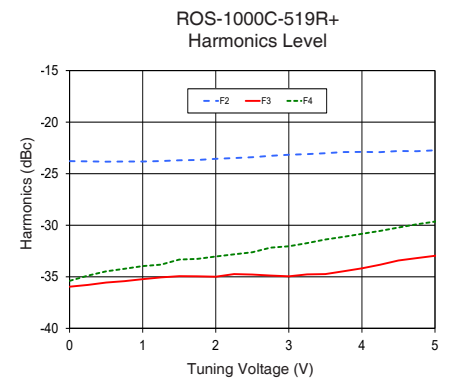
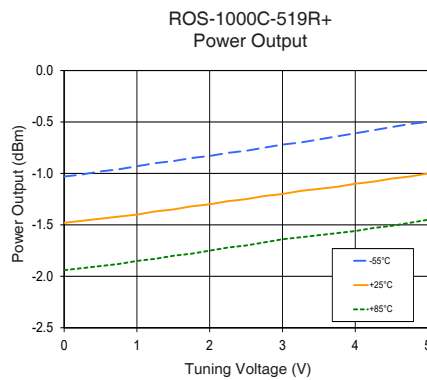
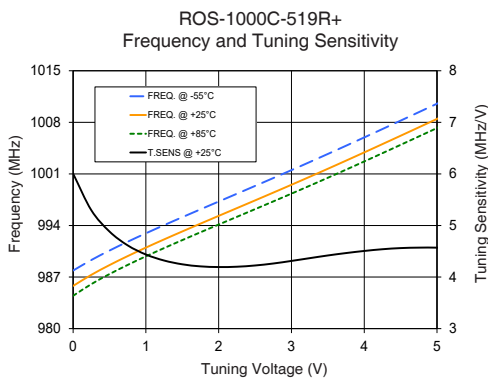
A	B	C	D	E	F	G	H	J	K	L	M	N	P	Q	R	S	T	wt.
.500	.220	.100	.080	.115	.060	.040	.540	.060	.100	.135	.135	.115	.140	.070	.150	.070		grams
12.70	5.59	2.54	2.03	2.92	1.52	1.02	13.72	1.52	2.54	3.43	3.43	2.92	3.56	1.78	3.81	1.78		1.2

Performance Data & Curves*

ROS-1000C-519R+

V TUNE	TUNE SENS (MHz/V)	FREQUENCY (MHz)			POWER OUTPUT (dBm)			Icc (mA)	HARMONICS (dBc)			FREQ. PUSH (MHz/V)	FREQ. PULL (MHz)	PHASE NOISE (dBc/Hz) at offsets				FREQ OFFSET (kHz)	PHASE NOISE at 1000 MHz (dBc/Hz)
		-55°C	+25°C	+85°C	-55°C	+25°C	+85°C		F2	F3	F4			1kHz	10kHz	100kHz	1MHz		
0.00	6.01	987.9	985.8	984.5	-1.03	-1.48	-1.94	24.48	-23.8	-36.0	-35.4	0.15	0.08	-95.86	-121.6	-143.6	-166.1	1.0	-96.85
0.50	4.88	990.6	988.6	987.4	-0.98	-1.44	-1.90	24.58	-23.8	-35.6	-34.5	0.05	0.07	-97.28	-124.0	-144.6	-165.6	2.1	-106.36
0.75	4.61	991.8	989.8	988.6	-0.96	-1.42	-1.88	24.62	-23.8	-35.4	-34.2	0.04	0.07	-98.07	-124.0	-145.3	-165.9	3.5	-112.86
1.00	4.44	992.9	991.0	989.8	-0.93	-1.40	-1.85	24.67	-23.8	-35.2	-34.0	0.02	0.07	-99.10	-125.1	-146.3	-164.9	5.9	-118.51
1.25	4.32	994.0	992.1	990.9	-0.90	-1.37	-1.83	24.71	-23.8	-35.1	-33.8	0.01	0.07	-98.26	-124.1	-146.3	-165.0	8.3	-122.20
1.50	4.25	995.1	993.2	992.0	-0.88	-1.35	-1.80	24.75	-23.7	-34.9	-33.3	0.01	0.07	-96.75	-123.7	-146.9	-164.3	10.0	-124.14
1.75	4.21	996.2	994.3	993.1	-0.85	-1.32	-1.78	24.79	-23.7	-35.0	-33.3	0.00	0.07	-97.12	-123.8	-145.6	-168.4	23.1	-132.50
2.00	4.19	997.3	995.3	994.1	-0.83	-1.30	-1.75	24.83	-23.6	-35.0	-33.0	0.00	0.06	-96.93	-123.8	-144.4	-165.9	38.7	-137.32
2.25	4.20	998.3	996.4	995.2	-0.80	-1.27	-1.72	24.87	-23.5	-34.7	-32.8	0.01	0.06	-98.21	-124.5	-145.1	-167.0	63.8	-141.99
2.50	4.23	999.4	997.4	996.2	-0.78	-1.25	-1.70	24.90	-23.4	-34.8	-32.6	0.01	0.06	-96.26	-124.0	-145.0	-164.8	89.5	-144.71
2.75	4.26	1000.4	998.5	997.3	-0.75	-1.22	-1.67	24.94	-23.3	-34.9	-32.2	0.01	0.06	-96.76	-124.1	-146.7	-165.6	100.0	-145.70
3.00	4.31	1001.5	999.5	998.3	-0.72	-1.20	-1.64	24.97	-23.2	-35.0	-32.0	0.02	0.06	-97.12	-125.0	-146.4	-166.5	150.2	-149.63
3.25	4.37	1002.6	1000.6	999.4	-0.70	-1.17	-1.62	25.01	-23.1	-34.8	-31.7	0.02	0.06	-97.54	-124.1	-147.6	-165.6	176.4	-150.17
3.50	4.42	1003.7	1001.7	1000.5	-0.67	-1.15	-1.60	25.05	-23.0	-34.7	-31.4	0.03	0.06	-96.25	-123.7	-147.8	-165.5	210.8	-151.78
3.75	4.47	1004.8	1002.8	1001.6	-0.64	-1.13	-1.58	25.08	-22.9	-34.5	-31.1	0.03	0.06	-96.96	-123.9	-144.9	-165.8	295.9	-154.78
4.00	4.51	1006.0	1003.9	1002.7	-0.61	-1.10	-1.56	25.12	-22.9	-34.2	-30.8	0.03	0.06	-96.50	-124.3	-144.9	-165.7	347.4	-156.76
4.25	4.54	1007.1	1005.0	1003.8	-0.58	-1.08	-1.53	25.16	-22.9	-33.8	-30.6	0.03	0.06	-97.55	-123.6	-145.1	-165.6	487.6	-161.02
4.50	4.56	1008.2	1006.2	1004.9	-0.55	-1.05	-1.51	25.20	-22.8	-33.4	-30.2	0.02	0.06	-98.40	-123.8	-146.3	-165.6	582.9	-161.33
4.75	4.57	1009.4	1007.3	1006.1	-0.52	-1.03	-1.48	25.25	-22.8	-33.2	-29.9	0.01	0.06	-97.81	-122.7	-146.5	-165.7	960.6	-165.79
5.00	4.57	1010.5	1008.5	1007.2	-0.50	-1.00	-1.45	25.29	-22.7	-33.0	-29.7	0.00	0.06	-96.34	-123.9	-145.9	-164.2	1000.0	-166.29

*at 25°C unless mentioned otherwise



Additional Notes

- Performance and quality attributes and conditions not expressly stated in this specification document are intended to be excluded and do not form a part of this specification document.
- Electrical specifications and performance data contained in this specification document are based on Mini-Circuit's standard measurement instructions.
- The parts covered by this specification document are subject to Mini-Circuits standard limited warranty and terms and conditions. Purchasers of this part are entitled to the rights and benefits contained therein. For a full statement of the Standard Limited Warranty, please visit Mini-Circuits' website at www.minicircuits.com/MCLStore/terms.jsp

CHECK PRINT (FOR INTERNAL USE ONLY)			
MODEL: ROS-1000C-519R+ (OR)		Updated by Z.M.	
NAME (PRINT)	SIGNATURE	DATE	FILE SIZE
Michael M.		___ Jun. 2019	
Oren B.		___ Jun. 2019	
David E.		___ Jun. 2019	